

WINDOW AND DOOR SAFETY STOP #2008

Easy installation-No Tools Needed

Installation on Window

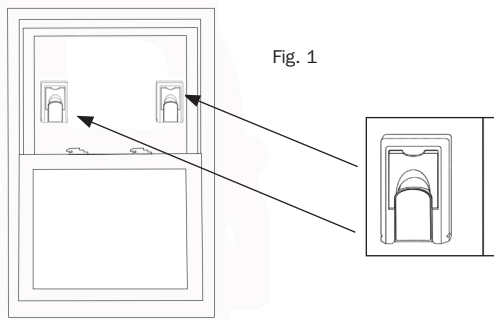


Fig. 1 Shown positioned on window. Needs 5/16" clearance between panels for window to open normally.

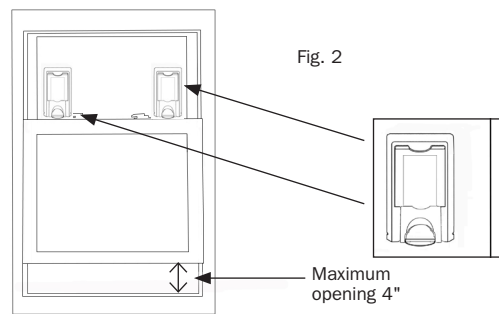


Fig. 2 Shown in locked position on window. Two stops recommended for windows.

Installation on Sliding Door

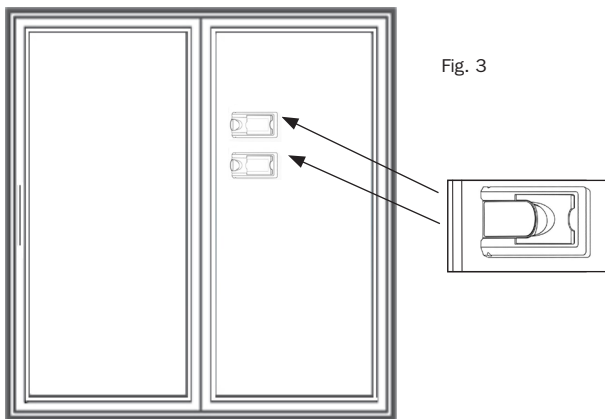


Fig. 3 Shown positioned on door. Needs 5/16" clearance between panels for door to open normally.

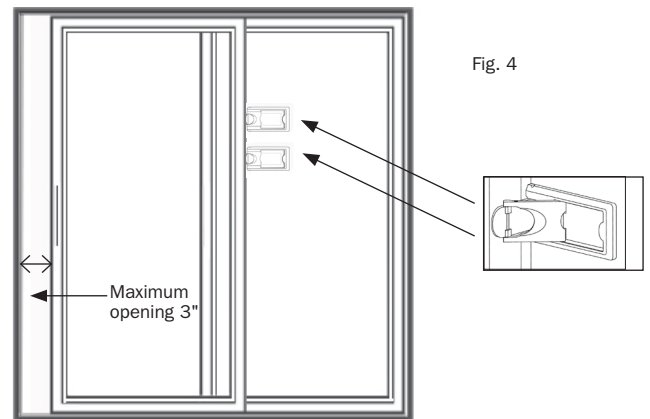


Fig. 4 Shown in locked position on door. Two stops recommended for doors.

To Install

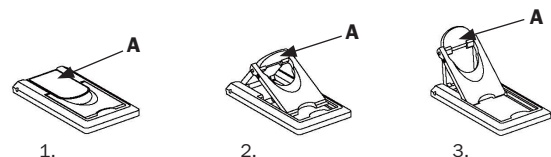
1. Open window or door to desired amount. Distance should be no more than 4" wide for windows (Fig. 2) and no more than 3" wide (Fig. 4) for sliding doors.
2. Clean the glass surface you are mounting to with alcohol or glass cleaner and dry.
3. Place Safety Stop flat against surface in closed position and press firmly onto the window (Fig. 1) or door (Fig. 3) surface. Lock requires 5/16" clearance between panels to operate.
4. To prevent window or door from opening, slide the locking tab (A) until it locks into place. (Fig. 2 and Fig. 4)
5. To fully open window or door, slide the locking tab flat. (Fig. 1)

We recommend using two safety stops for each window or door. Do not use this device if it can not be placed out of your child's

reach. Avoid operating this device while your child is watching. Keep bed and other furniture away from windows. Check device often for proper operation.

Note: This product is designed to help minimize accidents. Use of this product is not a substitute for adult supervision.

Operation of Window and Door Safety Stop



Locking tab A slides up to lock and flat to disengage.

1. Shown in closed position.
2. Shown in partially open position.
3. Shown in locked position.

Safety Innovations™

Billerica, MA 01821 800-598-8911
Made in China



Safe Beginnings® is a registered trademark of Safe Beginnings, Inc.
Safety Innovations™ is a division of Safe Beginnings, Inc.

Safety Innovations™

Billerica, MA 01821 800-598-8911



**WINDOW AND DOOR SAFETY STOP
#2008 4 pk**



Safety Innovations™

Billerica, MA 01821 800-598-8911



**WINDOW AND DOOR SAFETY STOP
#2008 4 pk**



Safety Innovations™

Billerica, MA 01821 800-598-8911



**WINDOW AND DOOR SAFETY STOP
#2008 4 pk**



Safety Innovations™

Billerica, MA 01821 800-598-8911



**WINDOW AND DOOR SAFETY STOP
#2008 4 pk**

