

Lazy Susan Lock

Recommended for use on most swing-in lazy susan style cabinets.

Contents:

Lazy Susan Lock
Poly bag containing 2 Phillips head screws.

Tools Required:

Phillips head screwdriver
Drill and 1/16" bit

To Install

- STEP 1** Remove spacer from lock. (Figure 1)
- STEP 2** Swing lazy susan door out to gain access to lazy susan frame. **DO NOT** swing lazy susan door in during installation.
- STEP 3** Determine where to install Lazy Susan Lock. Install on frame at center of opening if possible.
- STEP 4** Slide Lazy Susan Lock onto frame pressing against the frame. (Figure 2)
- STEP 5** Mark location of holes (Figure 3)
- STEP 6** Remove Lazy Susan Lock and predrill 1/16" (.062") pilot holes. Do not drill more than 1/2" deep. (Figure 4)
- STEP 7** Place Lazy Susan Lock back into position. Insert screws and secure tightly using Phillips head screwdriver. (Figure 5)
- STEP 8** To unlock, press in ridged tab at base and turn. (Figure 6).
- STEP 9** Swing lazy susan door in to test lock.




Figure 1

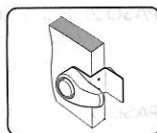


Figure 2

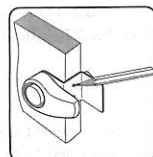


Figure 3

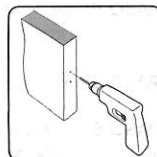


Figure 4

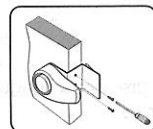


Figure 5

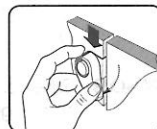


Figure 6

To Lock

Turn lock towards lazy susan door to secure cabinet. (Figure 7) An audible click should be heard when locked properly.

- NOTE:** There should be almost no play in door. Otherwise child may be able to pinch fingers. If necessary, use reversible spacer to accommodate frames less than an inch thick. Use side of spacer appropriate for cabinet thickness. Slide spacer onto lock until it snaps securely in place. (Figure 8)

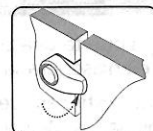


Figure 7

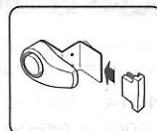


Figure 8

Care

Wipe with a clean, damp cloth.

CAUTION: This product is only a deterrent. It is not a substitute for proper adult supervision. Discontinue use when child is old enough to remove it.

©2007 Dorel Juvenile Group. All Rights Reserved.
www.djgusa.com (800) 544-1108 www.safety1st.com
Made in CHINA. Hecho en CHINA.

Styles and colors may vary. Los estilos y los colores pueden variar.
Distributed by (distribuido por) Dorel Juvenile Group, Inc., 2525 State St., Columbus, IN 47201-7494
Dorel Distribution Canada, 873 Hodge, St. Laurent, QC H4N 2B1
07/19/07